

TYLER RENTAL



ALASKA

KETCHIKAN

JUNEAU

CRAIG

PETERSBURG



WASHINGTON



CHEHALIS

THE RENTAL SOURCE

TYLER RENTAL

TYLER RENTAL, INC. has been setting the standard in the construction and industrial equipment industry for nearly 20 years. Our expertly trained staff, top quality equipment and dependable service have made **TYLER RENTAL, INC.** the leader in our business. We pride ourselves on meeting the needs of all customers – contractors, industrial and homeowners – by adhering to principles outlined in our quality policy:

“At **TYLER RENTAL, INC.** we are committed to satisfying our customers, understanding their requirements and delivering defect-free products and services on time, every time.”



THE TYLER RENTAL ADVANTAGE

In addition to the quality policy, **TYLER RENTAL, INC.** offers several advantages that set us apart from the competition.



SERVICE

The staff at all **TYLER RENTAL** locations will exceed your expectations with our effort to not only have what you need, but provide expert advice. If there is a problem that needs solving we have the resources to help you overcome almost any challenge.

SELECTION AND VARIETY

Equipment, tools and supplies to meet most construction, destruction and repair need, commercial and residential. If we don't have what you need we can move equipment from other locations we excel at creative solutions.

PREVENTATIVE MAINTENANCE PROGRAM

TYLER RENTAL'S highly qualified mechanics and technicians keep our fleet running in peak condition. From the top to the bottom, all equipment is inspected for safety and reliability before you receive it. In addition, **TYLER RENTAL** operates complete service facilities, including welding and fabrication, as well as sandblasting and painting. Annual inspection and certifications are performed on all Cranes, Boom Trucks, and Manlifts.

PICK UP AND DELIVERY

TYLER RENTAL'S radio-dispatched late-model delivery vehicles transport your rental equipment from our yard to your designated site, so that the equipment is where you want it when you want it.

SAFETY PROGRAM

All **TYLER RENTAL, INC.** locations practice safe work habits. The company staffs professional safety and environmental managers who conduct regular store inspections and insure that formal safety and environmental procedures are followed. Regular safety meetings are held at each store, as well.

FULL SERVICE IN SOUTHEAST ALASKA AND WASHINGTON STATE

Whether you need to rent, or buy new or used equipment, **TYLER RENTAL** can meet your needs, 24 hours a day, seven days a week. Whether you need one tool or a heavy earthmoving fleet, we can provide the equipment you need to complete your job safely and efficiently, including tools and merchandise. Stop in one of our locations and discover the **TYLER RENTAL** difference.

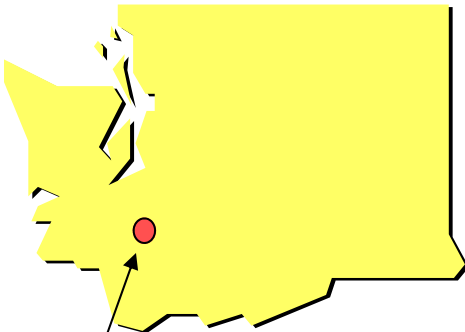
YOUR RENTAL HEADQUARTERS

TYLER RENTAL



Locations in Alaska and Washington

Your work made easier with the
right tool rented from
Tyler Rental



WASHINGTON

Chehalis: Doug Amman—Manager
doug@tylerrental.com
Dave Martin — Sales
davem@tylerrental.com
153 Hamilton Rd, North
Phone (360) 736-8800
Fax (360) 736-8856

Barb Grimes—WA GM
barbg@tylerrental.com
Phone (360) 748-8109
Fax (360) 748-8113

ALASKA

Juneau: Steve Kikendall—Manager
stevek@tylerrental.com
Stacy Kikendall-Asst Manager
stacyk@tylerrental.com
Jeff Wray—Inside/Outside Sales
jeffw@tylerrental.com
5295 Glacier Highway
Phone (907) 780-2210
Fax (907) 780-2213

Petersburg: Jeff Hupp
akfibre@aptalaska.net
Phone (907) 772-2173
Fax (907) 772-3122

Ketchikan: Charlie Allen—Manager
charliea@tylerrental.com
Steve Kemble-Asst Manager
skemble@tylerrental.com
Craiger Thomas—Outside Sales
craigert@tylerrental.com
Keith Martin—Service Manager
keithm@tylerrental.com
5216 Borch Street North
Phone (907) 225-6069
Fax (907) 225-6118

Tyler Industrial Supply

Tracy Benedict — Manager
tracyb@tylerrental.com
Tim Hines-Asst. Manager
timh@tylerrental.com
5196 Borch Street North
Phone (907) 225-9669
Fax (907) 225-2268

Craig: DJ Hansen—Manager
djhansen@tylerrental.com
400 Port Bagial Blvd.
Phone (907) 826-2924
Fax (907) 826-2956

TYLER RENTAL



Land, Air
or Sea ...

No Job too Remote with
Tyler Rental on your TEAM!



TYLER RENTAL



Compressors

185 CFM / Diesel / Trailer mounted
360 CFM / Diesel / Trailer mounted
900 CFM/ Diesel/ Trailer mounted
1300 CFM/ 150 PSI Diesel/ Trailer mounted
1600 CFM/ 150 PSI / Diesel/ Trailer mounted

Rock Drills

Air Track ECM350/ 900
Self Contained ECM370
Self Contained Hydraulic ECM490



Welders & Acc.

180 Amp / Gas / Portable
300 Amp / Diesel / Trailer
400 or 500 Amp / Diesel / Trailer
Miller XMT 300/304 CC/CV
Miller XRA Wire feed
Millermatic 130 w/ CO2
Lincoln LN-25 Wire feed
Leads, Stingers & Accessories

Generators

2.5 KW / Portable / Gas
6 & 9 KW / Portable / Gas
10 KW / Diesel / Trailer
20 KW / Diesel / Trailer
56 KW / Diesel / Trailer
100 KW Diesel Trailer
150 KW Diesel Trailer
Special Order & accessories available



QUALITY RENTAL EQUIPMENT

Trailers / Job

Dry Van 8'x28' w/ office & stairs
Dry Van 8'x40' w/ office & stairs

Mobile Office

8' x 16' Open
10'x32' w/ 2 offices
12' X 42' Misc Floor Plans
Custom sizes & layouts (Special Order)



Light Towers

Diesel (4) 1,000 Watt Lights
Diesel (2) 1,500 Watt Lights (300 amp Welder Combo)

Portable Restrooms

ADA Approved Units
Quality Weekly Service



Pick-up Trucks

1/2 Ton thru 3/4 Ton
Standard or Crew Cab
2 or 4 wheel drive
Gas and Diesel

TYLER RENTAL

Scissorlifts

- 12' Vertical Mast
- 19' Electric / Slab Narrow
- 20' Electric / Slab / Narrow
- 26' Electric / Slab
- 32' Electric / Slab
- 32' Dual Fuel / Rough Terrain 2WD
- 32' Dual Fuel / Rough Terrain 4WD
- 43' Dual Fuel 4WD
- 53' Dual Fuel 4WD



Manlifts

- 33' Articulated boom/ Electric/ Dual Fuel
- 41' Articulated boom/ Electric/ Dual Fuel
- 40' Telescoping boom / Dual Fuel
- 60' Articulated boom / Diesel
- 60' Telescoping boom / Dual Fuel/ Diesel
- 65' Telescoping boom/ Diesel
- 80' Telescoping boom/ Diesel
- 85' Telescoping boom/ Diesel
- 125' Telescoping boom/ Diesel



Boom Trucks

- 11.5 Ton / Sgl. Axle / 60' stick
- 12.5 Ton / Dual Axle / 66' stick
- 14 Ton / Sgl. Axle / 60' stick
- 17 Ton / Dual Axle / 73' stick
- 24 Ton / Dual Axle / 90' Stick
- 25 Ton / Dual Axle / 90' Stick



Cranes

- 28 Ton / Rough Terrain / 70' main w/ 23'-43' extendable jib
- 40 Ton / Rough Terrain / 104' main w/ 32' swing away jib
- Additional sizes & types available (Special Order)

QUALITY RENTAL EQUIPMENT



Backhoes

310 SG w/ Extend-a-hoe & Cab
Cat 420 w/ extend-a-hoe & full cab 4x4

Backhoes Mini

20HP Backhoe/ Loader Diesel 4x4
41HP Backhoe/ Loader Diesel 4x4
Variety of Attachments



Hoe Pac

Backhoe Mounted 8,000 lb Impulse Force
Excavator Mounted 13,500 lb Impulse Force
Excavator Mounted 20,000 lb Impulse Force

Breakers

Skidsteer Mounted 500 ft/lb class
Excavator Mounted 500 ft/lb Class
Loader/Backhoe Mounted 1200 ft/lb class
Excavator Mounted 3000 ft/lb class
Excavator Mounted 7000 ft/lb class
Excavator Mounted 10000 ft/lb class

Specialty Demolition



TYLER RENTAL

Dozers

450J w / 6 Way Blade / ROPS
550J w / 6 Way Blade / ROPS
650J w / 6 Way Blade / CAB
850J w / 6 Way Blade / CAB
D7 w / SEMI-U / CAB
D9 w / SEMI-U / CAB
Additional Sizes available
(Special Order)



Excavators—MINI

4,100 lb w/ thumb/ dozer blade
7,700 lb- 8,200 lb w/ thumb/ dozer blade
11,000 lb- 12,000 lb w/ thumb/ dozer blade
15,000 lb w/ thumb/ dozer blade

Excavators FULL SIZE

28,000 lb w/ thumb 120 Size
36,800 lb w/ thumb 160 Size
41,800 lb w/ thumb/ 6 way dozer blade
ED180 Blade Runner
46,000 lb w/ thumb 200 Size
53,160 lb w/ thumb 240 Size
66,000 lb w/ thumb 280 Size
76,000 lb w/ thumb 330 Size
100,000 lb w/ thumb 450 Size
150,000 lb 750 Size



Loaders

Skidsteer w/ .3 cy bucket
2.0 Yard Capacity 304J
2.5 Yard Capacity 444J
3.0 Yard Capacity 544J
3.5 Yard Capacity 624J
4.0 Yard Capacity 644J
5.25 Yard Capacity 744J
7.0 Yard Capacity 844J
8.0 Yard Capacity Cat 988 Size

QUALITY RENTAL EQUIPMENT



Rollers

- 30" Double Drum/ Diesel/ Walk-behind BW75
- 43" Single Drum SD43
- 48" Single Smooth Drum / Diesel / Ride On BW124
- 54" Single Drum SD54
- 66" Single Smooth Drum / Diesel / Ride On SD70
- 84" Single Drum Smooth Roller/ Diesel / Ride On SD150
- 84" Single Drum Grid Roller/ Diesel / Ride On SD150

Trucks

5 to 10 YD Highway



Trucks Articulated

- 30 Ton Off Highway 300D
- 35 Ton Off Highway 350D
- 40 Ton Off Highway 400D

Skid Steer

- 25 HP 1,900 lb TORO Dingo
- 43 HP 5,600 lb Skidsteer 2044
- 66 HP 7,497 lb MTL16 Track Loader
- Add-Ons: Sweeper, Grapple or 500 lb Breaker



Screen Plants

Mobile / Self contained / Double deck
READ RD90



Compaction

- Jumping Jack 3,150 Impact Force
- Jumping Jack 3,825 Impact Force
- Plate Gas 3,350 lbs Centrifugal Force
- Plate Diesel 14,000 lbs Centrifugal Force



TYLER RENTAL



Forklifts / Fixed

- 3,000 lb / 3 stage mast
- 5,000 lb / 3 stage mast 12'
- 6,000 lb / 3 stage mast

Forklifts / Reach

- 5,000 lb 19' Reach/ 4x4
- 6,000 lb 34' Reach/ 4x4
- 8,000 lb 43' Reach/ 4x4
- 9,000 lb 37' Reach/ 4x4
- 9,000 lb 40' Reach/ 4x4
- 10,000 lb 56' Reach/ 4x4



Quality equipment that works... Every time!

SMALL TOOLS & ACCESSORIES

Air Compressors
Air Compressors
Air Tools Demolition
Air Tools Wrenches
Air Rock Drills
Automotive Tools
Blowers / Fans

Concrete Cutting
Concrete Cutting
Concrete Cutting
Concrete Equipment
Concrete Screeds
Concrete Finishing

Dollies
Drywall Equip.
Electric Tools

Electric Power Centers
Fastening Tools
Fall Protection

Heaters
Hoist

Ladders
Lawn & Garden

Levels
Lighting
Painting

Plumbing
Pumps

Rug & Floor Equip.
Floor Surfacing

Scaffolding
Scaffolding- Alumna Pole

Traffic Control
Walking Planks

Washers

Electric 4.1 CFM to 6.9 CFM
 Gas 7.2 CFM to 18 CFM
 Rivet Buster, Chipping Gun, Paving Breaker,
 Impact Wrenches 1/2", 3/4", 1"
 Rock Drills 55lb
 Pullers, Engine Hoist, Transmission Jacks
 Air & Electric / Ducting

Walk Behind Saws 14"-20", Diamond Blades
 Gas Chain Saw / Hydraulic (Incl;power pac& hose)
 Core Drill / Electric 3/4"- 10"
 Electric and Gas Mixers, Shoes & Stakes
 Vibratory Power, 4' - 15'

Power Trowels (36" & 48"), Vibrators, Edgers, Floats etc.
 Material Handling Equipment, Appliance Dollies, Hand Trucks
 Sheet Rock Hoist, Texture machines, Carts, Hand tools
 Drills, Saws, Sanders, Shears, Nibblers / Grinders

Temp. Power Boxes and Cords
 Framing, Roofing, Finish, Nail Guns and Nails, Floor Nailers
 Safety Harness & Lanyards, Retractable Life Lines
 25,000 – 600,000 BTU Electric, Propane & Kerosene
 Chain Hoist 1/2 ton to 5 ton

Step 6' to 14', Extension 24' to 32'
 Tillers, Mowers, Trimmers, Pruners & Chain Saws
 Wood Chippers, Log Splitters



Builder's, Electronic, Laser & Transit
 175 – 1500 Watt Portable & Towers

Air or Airless, Acoustical
 Pipe Threaders, Cutters, Manual or Electric
 1.5" – 6" Electric, Gas & Diesel

Tile Saws, Carpet Tools, Carpet Cleaners
 Floor Sanders, Floor Strippers

End Frames, Braces, Level Jacks, Castors, Planks
 Aluminum Pump Jack Scaffold System

Signs, Barricades, Delineators
 14" & 20" wide to 32' / Aluminum (500# cap.)
 14" Extend-A-Plank 10' to 17'
 2,000 – 7,000 psi / Hot & Cold



TYLER INDUSTRIAL SUPPLY

**Your "Supply Chain" for Welding * Safety *
Power & Hand Tools and Rigging**

WIRE ROPE AND RIGGING

1/16" TO 1 1/2" In Stock
Custom Wire Rope - Sling Fabrication
Custom Chain and Nylon Sling Fabrication
Pull Test *and* Certification of Slings to
225,000 Lbs. on our Computerized Test Bed



Rope 1/4" to 2"

Poly
Polydac
Manila
Spectra
Dock Lines

Chain

1/4" to 3/4"
Galvanized
High Test and Transport
Alloy Grade 80 and 100

Marine and Industrial Hardware

Shackles Turnbuckles
Swivels Hooks
Blocks Dock Bolts
Pike Poles up to 20'

Welding Equipment and Supplies

Miller, Lincoln and Esab Welders
Plasma Cutters
Victor Torches and Tips

Oxygen - Acetylene - Shield Gas

Full Line of Welding Apparel

- Leathers
 - Gloves
 - Helmets and Lenses
- Hand tools
Abrasives
Electrodes
Custom length Leads





5196 Borch Street North
 Ketchikan, AK 99901
 Hours Mon-Fri 7:00AM- 5:00 PM
 Sat. 8:00 AM to Noon
 Phone (907) 225-9669
 Fax (907) 225-2268

Dealers for

Proto - Stabila - Hilti
 Milwaukee - Stanley
 Jet - Marshalltown - 3M
 Wilton - Stihl



Power & Hand Tools

Shovels - Square and Round nose
 Axes - Single or Double Bit, Splitting
 Mauls, replacement handles
 Pry Bars, Digging Bars, Peavies
 Sledge Hammers



Come-a-longs
 Chain Hoists
 Portable Heaters
 Table Saws
 Band Saws
 Drill Presses
 Levels
 Jacks
 Lasers
 Wrenches
 Socket Sets



Safety Equipment

Hard Hats
 Respirators
 First Aid Kits
 Tyvek Suits
 Safety Vest
 Fall Protection
 Eye Washes
 Barrier Fence
 Hazard Warning Tape
 Safety Glasses
 Hearing Protection
 Delineators
 Gloves
 Back Braces



Pumps - Generators

Subaru Robin
 MultiQuip



Pressure Washers

Fire Extinguishers



Sales & Service



Banding & Strapping

Steel & Plastic

**Camlock
 Hose Fittings**

Suction Hose
 Discharge Hose



TYLER RENTAL



SAFETY PRODUCTS



- HARD HATS
- GLOVES
- RESPIRATORS
- FIRST AID KITS
- BACK BRACES
- TYVEK SUITS
- SAFETY VEST
- FALL PROTECTION
- EYE WASHES
- BARRIER FENCE
- HAZARD WARNING TAPE

SAFETY GLASSES
OVER 20 STYLES IN STOCK TO CHOOSE FROM

HEARING PROTECTION
EAR MUFFS
EAR PLUGS

KETCHIKAN
907-225-6069

JUNEAU
907-780-2210

CRAIG
907-826-2924

CHEHALIS
360-736-8800

DRAINAGE PRODUCTS

PIPE
PLASTIC PIPE 4" - 48"
GALVANIZED 8" - 36"
COMPLETE SELECTION
FITTINGS & ADAPTERS



CATCH BASINS
PLASTIC
CONCRETE

FABRIC DRAINAGE STABILIZATION

HILTI FASTENERS & TOOLS
MILWAUKEE TOOLS & ACCESSORIES

- Cut Off Blades
- Diamond Blades

EQUIPMENT PARTS



BUCKET TEETH

SNORKEL

WORK LIGHTS
STROBE LIGHTS
TOW LIGHTS

MUSTANG

JOHN DEERE

FILTERS

SULLIVAN

HITCH PARTS

ALLIED

UNDERCARRIAGE PARTS

KENT

KOBELCO